



# Axial Flow Cabinet Fan CGT Series

CGT/2-450-6-II3D Ex tD-50Hz



## ATEX CGT

ATEX versions available for three phase models. For ambient working temperatures from -20°C to +40°C.

-ATEX Flameproof-Gas

⊕II 2G Ex d IIB T4

⊕II 2G Ex d IIB+H2 T4 (with Ex d IIC T4 motor)

-ATEX Increased safety- Gas

⊕II 2G Ex e II T3

-ATEX- Dust

Suspended flammable particles and nonconductive dust:

⊕II 3D Ex tc IIIB T125°C

Conductive dust:

⊕II 3D Ex tc IIIC T125°C (with IP65 motor)

To select CGT ATEX refer to performance curves for CHGT or Easyvent.

Note electrical data may vary for ATEX motors."



Range of adjustable pitch aerofoil blade, axial flow cabinet fans. Fan casing manufactured from heavy gauge galvanised sheet steel internally lined with 25 mm thickness fireproof fibreglass acoustic insulation (M0).

All models incorporate separate high grade diecast aluminium blades locked within a pressed sheet steel hub.

## Motors

Available, depending upon the model:

with three phase motors in 4 or 6 poles.

with three phase two speed motors 4/8 or 6/12 poles.

All the motors are IP55, Class F insulation.

Electrical supplies:

Three phase 230/400V-50Hz up to 3kW.

Three phase 400V-50Hz, for higher power motors and two speed motors.

Additional Information Standard air direction: form (A) configuration (Motor over Impeller).


## On request

Air direction: form (B) configuration (Impeller over Motor).

Single phase motors 230-50Hz up to 2,2kW.


PTC."

## + Attributes



**Highly versatile range due to different number of available blades and adjustable pitch angles**

Impellers with 3, 6 or 9 blades with adjustable pitch angles, allowing the most optimum selection to achieve with every kind of installation requirements




**Corrosion resistance**  
Casings manufactured from galvanised sheet steel. Design enables the casing side panels to be removed and the motor/impeller assembly accessed.



**Easy to install**  
Robust base supports facilitate the installation. (Models from 900 to 1250).



**Impeller dynamically balanced**  
Impeller dynamically balanced, according to ISO 1940 standard, providing vibration free operation.



**Wide blade design: higher pressure**  
Wide blade design to ensure the highest efficient airflow

**+ Technical characteristics**

..

**+ Reference**

<b>C</b>	<b>G</b>	<b>T</b>	<b>/</b>	<b>6</b>	<b>-</b>	<b>1</b>	<b>0</b>	<b>0</b>	<b>0</b>	<b>-</b>	<b>6</b>	<b>/</b>	<b>8</b>	<b>/</b>	<b>A</b>	<b>-</b>	<b>1,5 kW</b>
1	2			3		4	5				6		7				

- 1 - : Product range.
- 2 - : Number of poles.
- 3 - : Diameters.
- 4 - : Number of blades.
- 5 - : Blade pitch angle.
- 6 - : Airflow direction.
- 7 - : Motor Power.

## + Dimensions

## + Curves


## + Mounting Accessories



**PER-CR CHGT/CGT**  
Back pressure louvre with steel frame and resistant light-weight aluminium blades, with a device which allows a perfect and coordinate opening of the blades. RAL 7012 color. These louvres include safety net.  
Louvres to be used jointly with CHGT and CGT fans to avoid air returns in parallel installations.



**CVD CGT/CHGT**  
**Protection guards**  
Wire protection guards for mounting on the inlet or discharge sides of the cabinets.



**ACOP RECT CHGT/CGT F400**  
Rectangular flexible connector.