



Axial flow cabinet fans

CHGT Series

CHGT/4/6-1000-9-F400-50Hz



Range of adjustable pitch aerofoil blade, axial flow cabinet fans designed for smoke extraction in fire conditions and certified F400-120 and F300-120 (CE marked). Fan casing manufactured from heavy gauge galvanised sheet steel internally lined with 25mm thickness fireproof fibreglass acoustic insulation (M0). All models incorporate separate high grade diecast aluminium blades locked within a pressed sheet steel hub.

Motors

Available, depending upon the model:

- with three phase motors in 4 or 6 poles.
 - with three phase two speed motors 4/8 or 6/12 poles.
- F400-120 and F300-120 motors are IP55 class H insulation.

Electrical supplies:

Three phase 230/400V-50Hz up to 3 kW.


Three phase 400V-50Hz, for higher power motors and two speed motors.

(See characteristics chart).

Additional Information

Standard air direction: form (A) configuration (Motor over Impeller).

+ Attributes



Highly versatile range due to different number of available blades and adjustable pitch angles

Impellers with 3, 5, 6, 7 or 9 blades with adjustable pitch angles, allowing the most optimum selection to achieve with every kind of installation requirements.



Motor approved S1 and S2
F400-120 or F300-120 certified motors approved for running continuously (S1) or for emergency operation (S2).



Corrosion resistance
Casings manufactured from galvanised sheet steel. Design enables the casing side panels to be removed and the motor/impeller




Easy to install
Robust base supports facilitate the installation. (Models from 900 to 1250)



Impeller dynamically balanced
Impeller dynamically balanced, according to ISO 1940 standard, providing vibration free operation.

assembly accessed.



Wide blade design: higher pressure

Wide blade design to ensure the highest efficient airflow performances.

Configuration 1: models from 400 to 630 (F400) or 800/6 (F300).

Configuration 2: models from 710 (F400) or 800/9 (F300) to 1250.

+ Technical characteristics

Unfortunately an error occurred.

..

+ Reference

C	H	G	T	/	6	-	1	0	0	0	-	6	/	8	/	A	-	1,5 kW	
1					2		3					4	5		6		7		

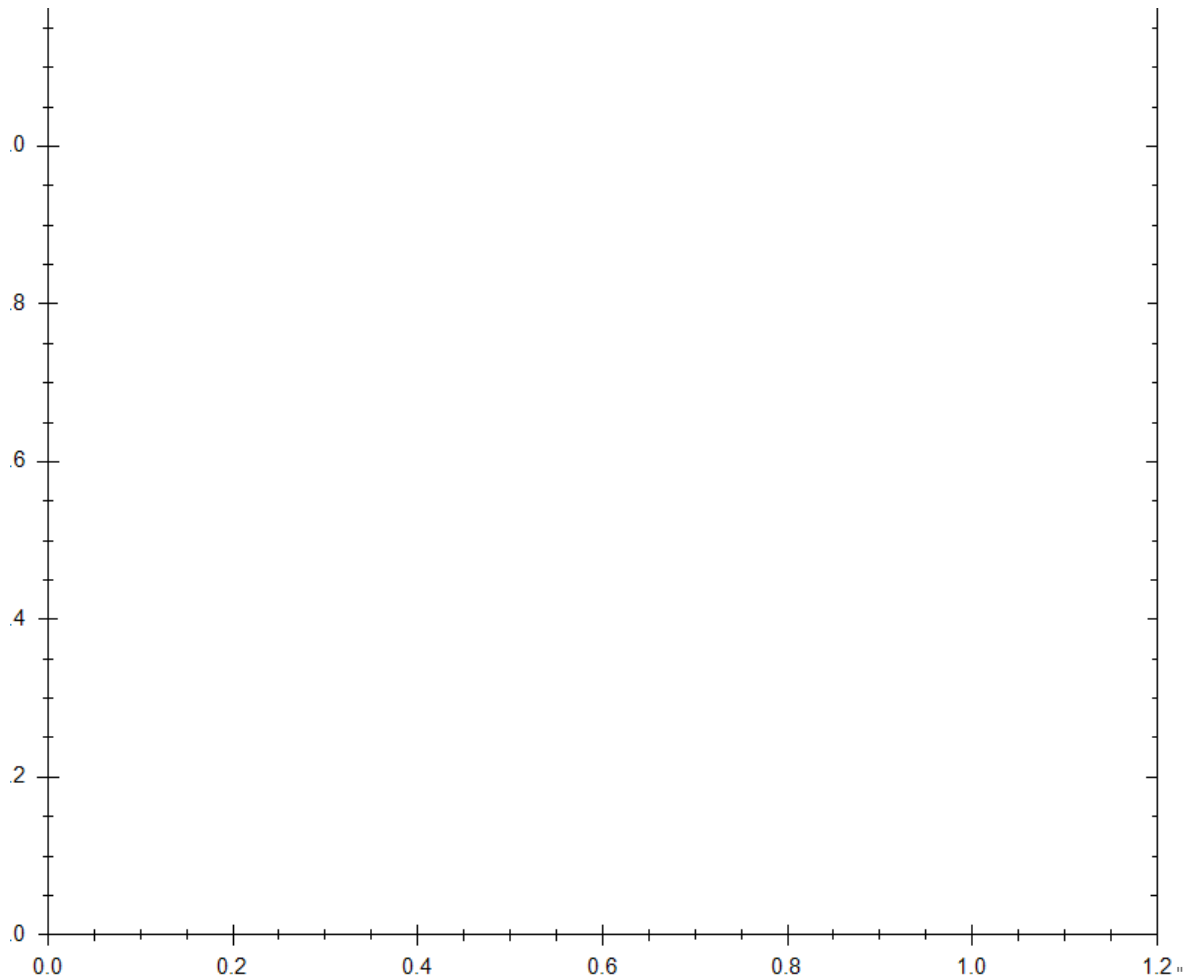
- 1 - : Serie
- 2 - : Número de polos
- 3 - : Diámetros
- 4 - : Número de palas
- 5 - : Inclinación palas
- 6 - : Sentido del aire
- 7 - : Potencia motor

+ Dimensions

Unfortunately an error occurred.

11

+ Curves




+ Mounting Accessories



PER-CR CHGT/CGT
Back pressure louvre with steel frame and resistant light-weight aluminium blades, with a device which allows a perfect and coordinate opening of the blades. RAL 7012 color. These louvres include safety net.
Louvres to be used jointly with CHGT and CGT fans to avoid air returns in parallel installations.



CVD CHGT/CGT
Protection guards. Wire protection guards for mounting on the inlet or discharge sides of the cabinets.



ACOP RECT CHGT/CGT F400
Rectangular flexible connector.