



# In-line mixed flow duct fans

## TD-MIXVENT Series

TD-6000/400  
(230V50/60HZ)C VE



Range of low profile in-line mixed flow duct fans manufactured in tough reinforced plastic (from 160 to 800 models) or with metal casing steel finished in a tough epoxy-polyester paint coating (from 1000 to 6000 models). The unique design of the support bracket allows the motor and impeller assembly to be fitted or removed without dismantling the adjacent ducting.

### Motors

Models 160-2000:

Class B, with ball bearings and safety thermal overload protection. IP44.  
Direct 2-speed connection and also suitable for voltage speed control.

Electrical supply:

Single phase 230V-50Hz. (models from 160 to 350)

Single phase 230V-50/60Hz. (models from 500 to 2000)

Models 4000 and 6000:

Class F, with ball bearings and safety thermal overload protection. IP54.

Suitable for voltage speed control.

Electrical supply:

Single phase 230V-50/60Hz.

Three phase 400V-50/60Hz (model 4000) or 400V-50Hz (model 6000)

### Additional information

Three phase models adjustable by inverter control.

### TD-MIXVENT-T models

TD-MIXVENT versions fitted with a run-on-timer adjustable within 1 and 30 minutes and onespeed motor not suitable for speed control.

### + Attributes




#### LOW PROFILE

The low profile of the MIXVENT-TD fans makes them the most effective solution for installations where the space of installation is limited such as false ceilings.



#### EASY TO MOUNT

Fix the support bracket.




#### EASY TO MOUNT

Place the impeller and motor assembly.




#### EASY TO MOUNT

Carry out the wiring connections.

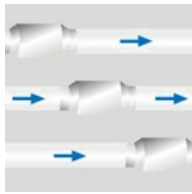


#### EASY TO MOUNT

Connect the ducts.



The unique design of the support bracket allows the motor and impeller assembly to be fitted or removed without dismantling the adjacent ducting.



**FLEXIBLE MOUNTING POSITION**  
Can be mounted at any place of the air duct.



**MODELS TD-MIXVENT-T**  
Models MIXVENT-TD-T (from 160 to 800 models) are fitted with an adjustable timer between 1 and 30 minutes and are supplied with a one-speed motor not suitable for speed control.



**MODEL 160**  
Model TD-160/100N SILENT offer very low noise level, with a motor mounted on 1 silent-elastic-blocks which absorb the vibrations.

## + Acoustic characteristics

Unfortunately an error occurred.

"

## + Technical characteristics

Unfortunately an error occurred.

"

## + Installation



### KITS TD-MIXVENT

The TD ventilation kits enable the simple and fast installation of a complete ventilation system. The kits provide efficient extraction for bathrooms, toilets, washrooms and any other applications that require the removal of bad odours, stuffy and humid air.

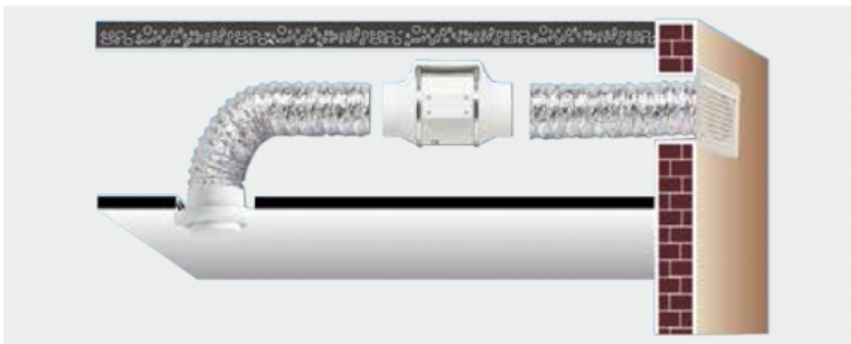
#### KIT TD-160/100 N SILENT includes:

- + 1 TD-160/100 N SILENT fan
- + 4 m of flexible aluminium ducting GSA
- + 1 interior circular air valve BOR-100
- + 1 exterior mounted grille GR-100
- + 1 adhesive duct tape BA

#### KIT TD-250/100 includes:

- + 1 TD-250/100 fan
- + 4 m of flexible aluminium ducting GSA
- + 1 interior circular air valve BOR-100
- + 1 exterior mounted grille GR-100
- + 1 adhesive duct tape BA

## INSTALLATION AND MOUNTING



#### KIT TD-160/100 NT SILENT includes:

- + 1 TD-160/100 NT SILENT fan
- + 4 m of flexible aluminium ducting GSA
- + 1 interior circular air valve BOR-100
- + 1 exterior mounted grille GR-100
- + 1 adhesive duct tape BA

#### KIT TD-250/100T includes:

- + 1 TD-250/100 T fan
- + 4 m of flexible aluminium ducting GSA
- + 1 interior circular air valve BOR-100
- + 1 exterior mounted grille GR-100
- + 1 adhesive duct tape BA

The TD-T extractors are fitted with an adjustable Run-On-Timer between 1 and 30 minutes, keeping the fan in operation for the selected period of time after being switched off.



## + Product Summary

	160	250	350	500	800	800N	1000	1300	2000	4000	6000
POLYPROPYLENE CASING	•	•	•	•	•	•					
STEEL CASING	•						•	•	•	•	•
ABS IMPELLER	•	•	•	•	•	•					
ALUMINIUM IMPELLER							•	•	•	• <sup>(1)</sup>	• <sup>(1)</sup>
PROTECTION CLASS	II	II	II	II	II	II	I	I	I	I	I
THERMAL PROTECTION BY FUSE	•	•	•								
MANUAL RESETTING THERMAL PROTECTOR (PTC)				•	•	•	•	•	•	•	•
BALL BEARINGS GREASED FOR LIFE	•	•	•	•	•	•	•	•	•	•	•
1 SPEED CONTROLLABLE MOTOR										•	•
2 SPEED CONTROLLABLE (2) MOTOR	•	•	•	•	•	•	•	•	•		

(1) Models from one piece die cast aluminium impeller.

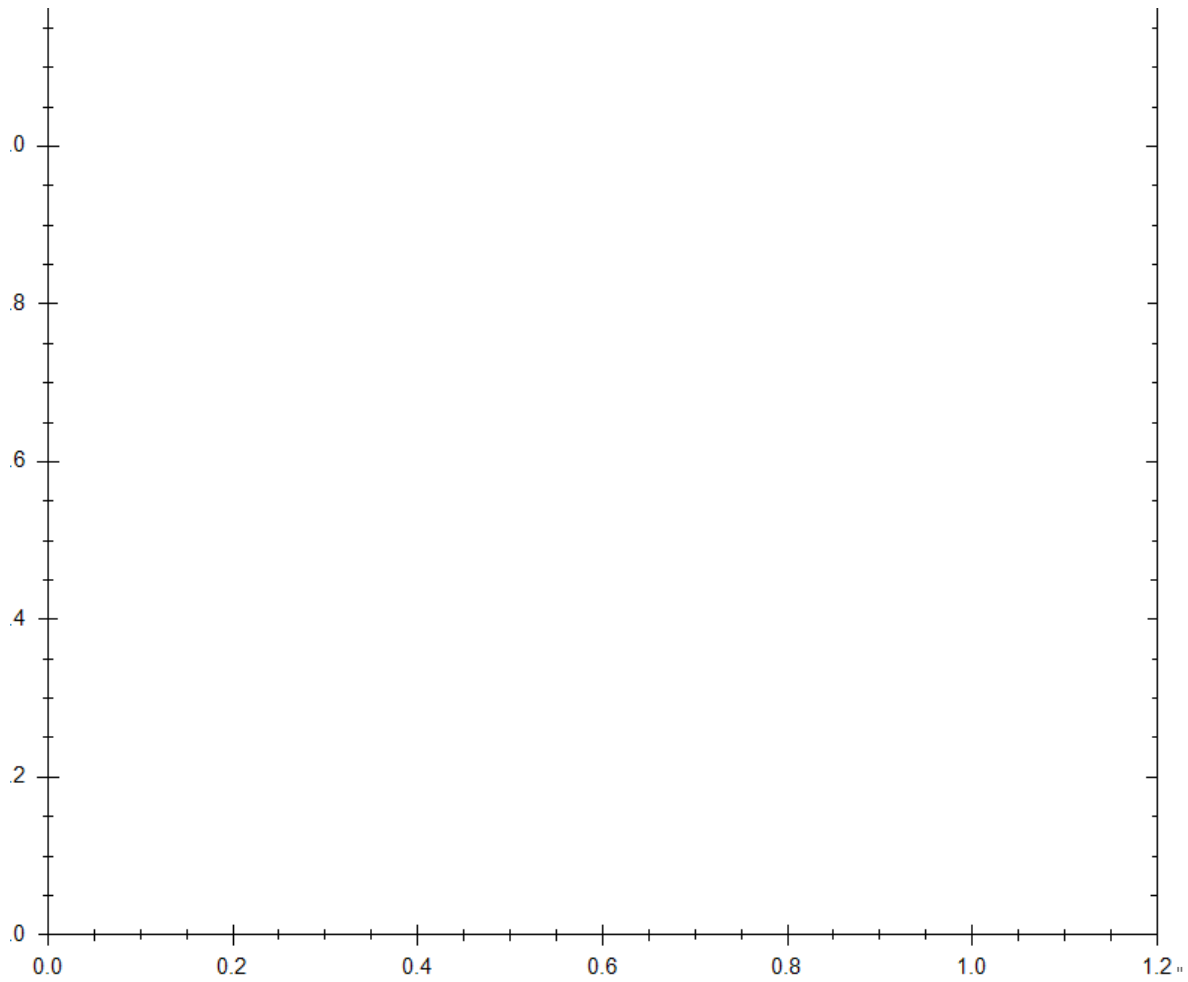
(2) Models with Run-On-Timer fitted (TD-MIXVENT-T) are not controllable.

## + Dimensions

Unfortunately an error occurred.

11

## + Curves



## + Mounting Accessories




**GSA-100**  
100 mm diameter of  
flexible aluminium  
ducting.



**GR-100**  
Exterior mounted  
grille.



**BOR-100**  
Interior circular  
air valve.



**BA-50**  
Adhesive aluminium  
duct tape (10 m).