



# Cylindrical Cased Axial Flow Atex Fans **TGT Series**

**TGT/4/8-1000-9-ST-50Hz**



Range of adjustable pitch aerofoil blade, cased axial flow fans. Casings formed from rolled sheet steel with a corrosion resistant hot dipped galvanised finish. All models incorporate separate high grade die-cast aluminium blades locked within a pressed sheet steel hub.

Suitable for horizontal or vertical mounting installation. All models are available in both short and long casing versions. Long casing versions (L) include an exterior terminal box.

## **Motors**

Available, depending upon the model:

- with three phase motors in 2, 4 or 6 poles.
- with three phase two speed motors 2/4,4/8 or 6/12 poles.


All the motors are IP55, Class F insulation

## **Electrical supplies:**

Three phase 230/400V-50Hz up to 3kW.

Three phase 400V-50Hz, for higher power motors and two speed motors.  
(See characteristics chart)

## **+ Attributes**



Highly versatile range due to different number of available blades and adjustable pitch angles




**Corrosion resistance** Casings formed from rolled sheet steel with a corrosion resistant hot dipped galvanised finish.

**Support motor** Manufactured from electrowelded sheet steel. (Models from 400 to 800).

**Aerodynamic motor support** Aerodynamic design of the motor support to optimise airflow performances. (Models from 900 to 1250).

**Impeller dynamically balanced** Impeller dynamically balanced, according to ISO 1940 standard, providing vibration free operation



**Wide blade design: higher pressure**  
Blade design to ensure the highest efficient airflow performances.  
Configuration 1: 400 to 630 models.  
Configuration 2: 710 to 1250 models.



**Terminal box**  
External terminal box, situated out of the airflow (long casing standard versions)

## + Technical characteristics

Unfortunately an error occurred.

## + Reference

T G T / 4 - 8 0 0 - 6 / 10 / B L - 2,2 kW  
1 2 3 4 5 6 7 8

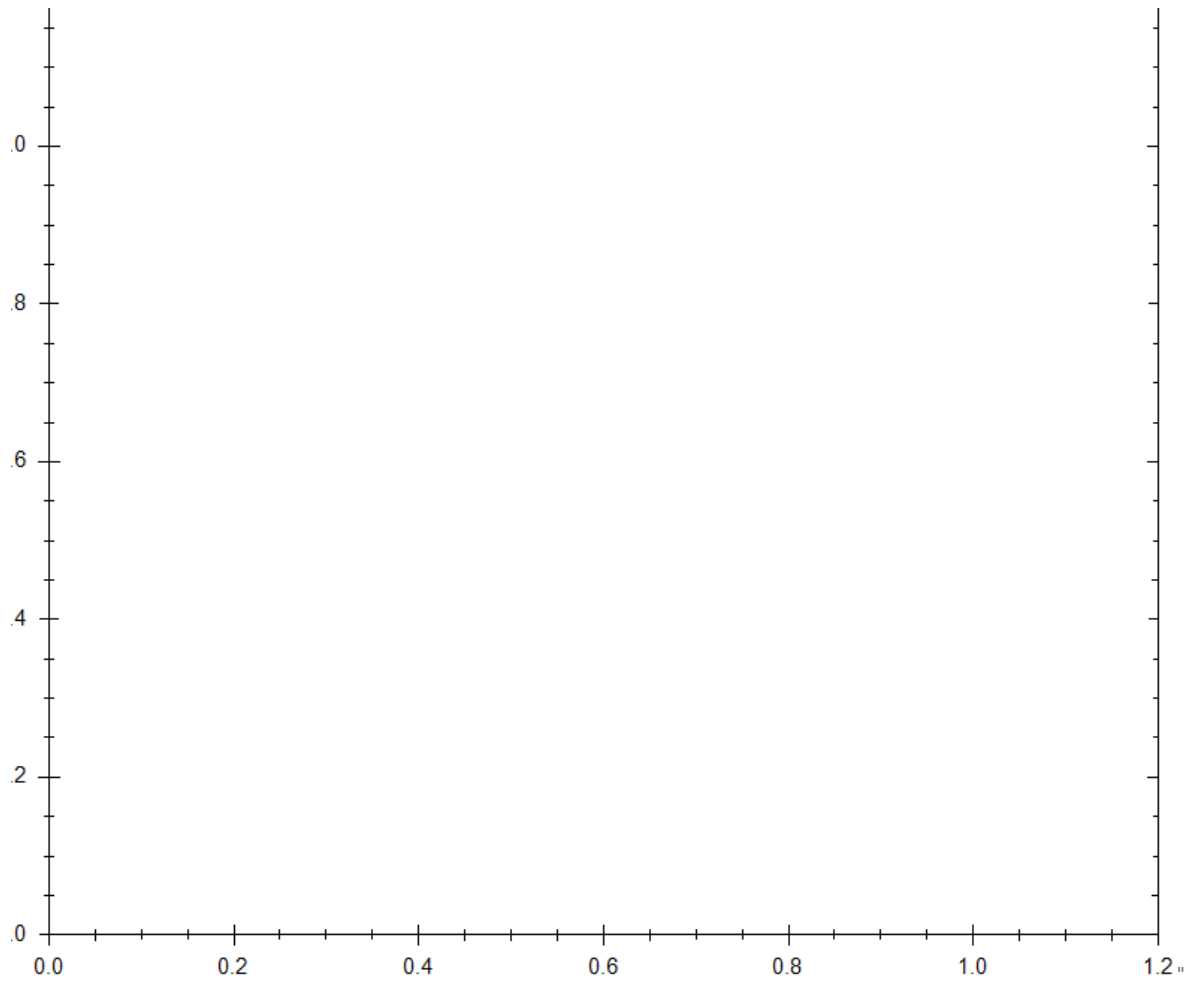
- 1 - Product range.
- 2 - Number of poles.
- 3 - Diameters.
- 4 - Number of blades.
- 5 - Blade pitch angle.
- 6 - Airflow direction: B (Impeller - Motor) / A (Motor - Impeller).
- 7 - Blank: With short casing without external terminal box.  
K: With short casing with external terminal box.  
L: With external terminal box and view finder.  
LP: Without external terminal box and with inspection door.
- 8 - Motor power.

## + Dimensions

Unfortunately an error occurred.

11

## + Curves



## + Mounting Accessories

| Model | Circular duct matching flange | Bellmouth protection guard | Circular flexible connector | Inlet grille guard                    | Outlet grille guard                |
|-------|-------------------------------|----------------------------|-----------------------------|---------------------------------------|------------------------------------|
| 400   | ARO BRIDA TGT/THGT-400 N      | EMB- 400T                  | ACOPEL F400-400/160 N       | DEF.ASP.TGT/THGT-400 (impeller side)  | DEF.DES.TGT/THGT-400 (motor side)  |
| 450   | ARO BRIDA TGT/THGT-450 N      | EMB- 450T                  | ACOPEL F400-450/160 N       | DEF.ASP.TGT/THGT-450 (impeller side)  | DEF.DES.TGT/THGT-450 (motor side)  |
| 500   | ARO BRIDA TGT/THGT-500 N      | EMB- 500T                  | ACOPEL F400-500/160 N       | DEF.ASP.TGT/THGT-500 (impeller side)  | DEF.DES.TGT/THGT-500 (motor side)  |
| 560   | ARO BRIDA TGT/THGT-560 N      | EMB- 560T                  | ACOPEL F400-560/160 N       | DEF.ASP.TGT/THGT-560 (impeller side)  | DEF.DES.TGT/THGT-560 (motor side)  |
| 630   | ARO BRIDA TGT/THGT-630 N      | EMB- 630T                  | ACOPEL F400-630/160 N       | DEF.ASP.TGT/THGT-630 (impeller side)  | DEF.DES.TGT/THGT-630 (motor side)  |
| 710   | ARO BRIDA TGT/THGT-710 N      | EMB- 710T                  | ACOPEL F400-710/180 N       | DEF.ASP.TGT/THGT-710 (impeller side)  | DEF.DES.TGT/THGT-710 (motor side)  |
| 800   | ARO BRIDA TGT/THGT-800 N      | EMB- 800T                  | ACOPEL F400-800/180 N       | DEF.ASP.TGT/THGT-800 (impeller side)  | DEF.DES.TGT/THGT-800 (motor side)  |
| 900   | ARO BRIDA TGT/THGT-900 N      | EMB- 900T                  | ACOPEL F400-900/180 N       | DEF.ASP.TGT/THGT-900 (impeller side)  | DEF.DES.TGT/THGT-900 (motor side)  |
| 1000  | ARO BRIDA TGT/THGT-1000 N     | EMB- 1000T                 | ACOPEL F400-1000/180 N      | DEF.ASP.TGT/THGT-1000 (impeller side) | DEF.DES.TGT/THGT-1000 (motor side) |
| 1250  | ARO BRIDA TGT/THGT-1250 N     | EMB- 1250T                 | ACOPEL F400-1250/200 N      | DEF.ASP.TGT/THGT-1250 (impeller side) | DEF.DES.TGT/THGT-1250 (motor side) |



| Model | Support feet (Horizontal) | Support feet (Vertical) | Back draft shutter* | Back draft shutter | Circular sound attenuator | Flexible connector ATEX | Antivibration mounts (AM)  |
|-------|---------------------------|-------------------------|---------------------|--------------------|---------------------------|-------------------------|--|
| 400   | PIE SOP.TGT/THGT-400      | PIE SOP.TGT/THGT-400 V  | CLAR-400            | SIL CZ 400         | SIL CZO 400               | ACOPEL EX 400/ 160 N    | Divide the total weight of the fan by 4, as you need 4 antivibration mounts per unit, and then look for the appropriate model according to their load. (See: Mounting accessories) |
| 450   | PIE SOP.TGT/THGT-450      | PIE SOP.TGT/THGT-450 V  | CLAR-450            | SIL CZ 450         | SIL CZO 450               | ACOPEL EX 450/ 160 N    |  |
| 500   | PIE SOP.TGT/THGT-500      | PIE SOP.TGT/THGT-500 V  | CLAR-500            | SIL CZ 500         | SIL CZO 500               | ACOPEL EX 500/ 160 N    |  |
| 560   | PIE SOP.TGT/THGT-560      | PIE SOP.TGT/THGT-560 V  | CLAR 560            | SIL CZ 560         | SIL CZO 560               | ACOPEL EX 560/ 160 N    |  |
| 630   | PIE SOP.TGT/THGT-630      | PIE SOP.TGT/THGT-630 V  | CLAR 630            | SIL CZ 630         | SIL CZO 630               | ACOPEL EX 630/ 160 N    |  |
| 710   | PIE SOP.TGT/THGT-710      | PIE SOP.TGT/THGT-710 V  | CLAR 710            | SIL CZ 710         | SIL CZO 710               | ACOPEL EX 710/ 180 N    |  |
| 800   | PIE SOP.TGT/THGT-800      | PIE SOP.TGT/THGT-800 V  | CLAR 800            | SIL CZ 800         | SIL CZO 800               | ACOPEL EX 800/ 180 N    |  |
| 900   | PIE SOP.TGT/THGT-900      | PIE SOP.TGT/THGT -900 V | CLAR 900            | SIL CZ 900         | SIL CZO 900               | ACOPEL EX 900/ 180 N    |  |
| 1000  | PIE SOP.TGT/THGT-1000     | PIE SOP.TGT/THGT-1000 V | CLAR 1000           | SIL CZ 1000        | SIL CZO 1000              | ACOPEL EX 1000/ 180 N   |  |
| 1250  | PIE SOP.TGT/THGT-1250     | PIE SOP.TGT/THGT-1250 V | CLAR 1250           | SIL CZ 1250        | SIL CZO 1250              | ACOPEL EX 1250/ 200 N   |  |

